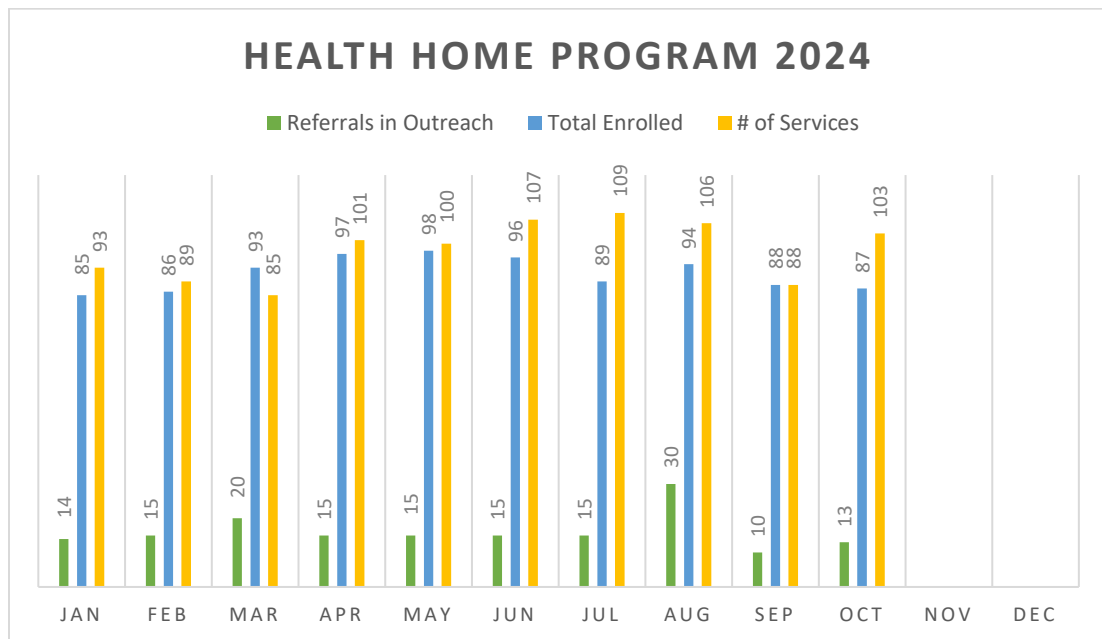
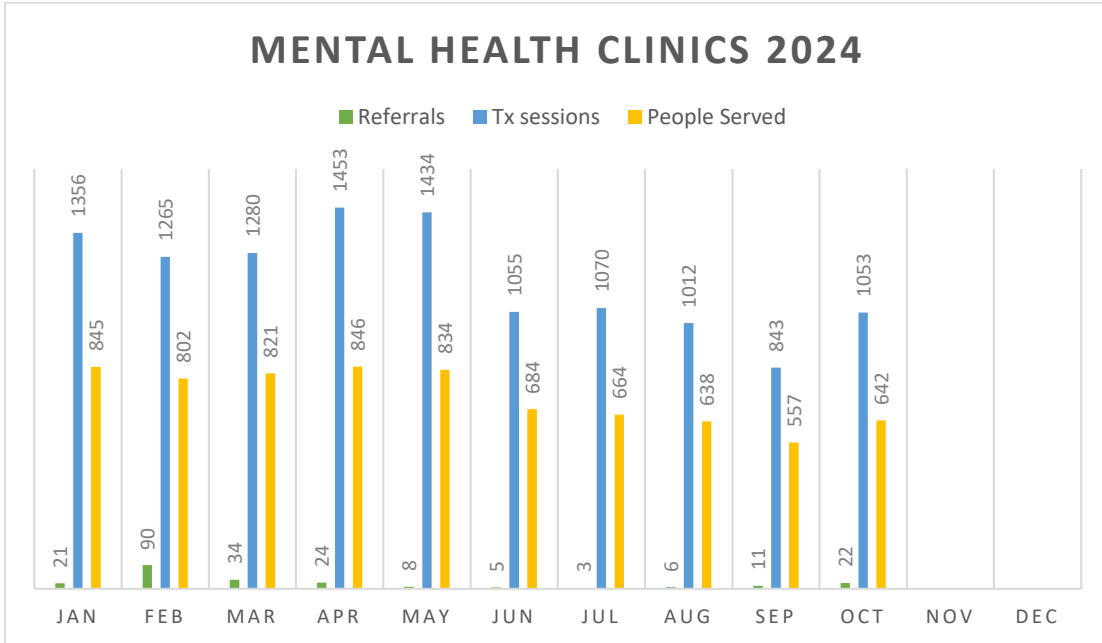


		Mental Health Clinic			
Referrals		Oct	2024 YTD	2023 YTD	Variance
	Derby	19	99	288	-66%
	Hamburg	3	140	369	-62%
	Schools				
	Total	22	239	657	-64%
Treatment Sessions					
	Derby	592	6,193	8,946	-31%
	Hamburg	416	5,285	5,783	-9%
	Schools	45	351	410	-14%
	Total	1,053	11,829	15,139	-22%
People Served (unduplicated)					
	Derby	366	578	854	-32%
	Hamburg	248	532	645	-18%
	Schools	28	44	40	10%
	Total	642	1,154	1,539	-25%

Senior Care Management Program (Apr1,23-Mar31,24)						
		October	24/25 YTD	23/24 YTD	Variance	% of goal
Erie Co. Senior Contract Services	Case Management (Total Hrs)	302.83	1657.25	1603.55	3%	
	Case Managements (#Served) *unduplicated	279	305	227	34%	73%
	Info & Assistance (Total Units)	85	333	405	-18%	
	Info & Assistance (#Served) *unduplicated units	80	301	370	-19%	96%
	Outreach (# Served)	4	21	31	-32%	84%
	New Intakes	24	146	130	12%	
CarePanion Services	Co. Home Care (Hours)	341.75	3206	2709	18%	
	Co. Home Care (#Served)	40	58.0	42.0	38%	
		October	2024	2023 YTD	Variance	
	CarePanion (Hours)	4.0	167.0	395.0	-58%	
	CarePanion (#Served)	2.0	10.0	15.0	-33%	
WNYICC Services	Number Served	10.0				
	Billable Services	10.0				

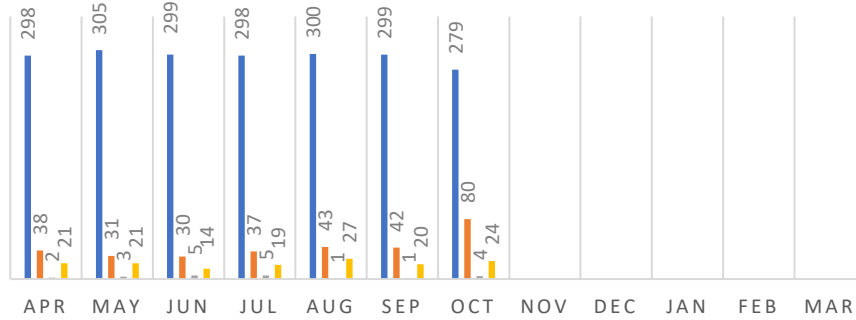
Health Home Program					
		October	YTD/2024	YTD/2023	Variance
Direct Referrals		1	6	7	-14%
Clients in Outreach (includes dir referral)		13	161	103	56%
Clients Enrolled (month)		7	70	49	43%
Clients Enrolled (current total)		n/a	87	92	-5%
Health Home Plus (current total)		n/a	20	15	33%
Clients Discharged		6	72	60	20%
Home/Office Visits		79	784	769	2%
Phone Call Visits		24	197	233	-15%
Total Visits		103	981	1002	-2%

2024 Harmonia Program Graphs



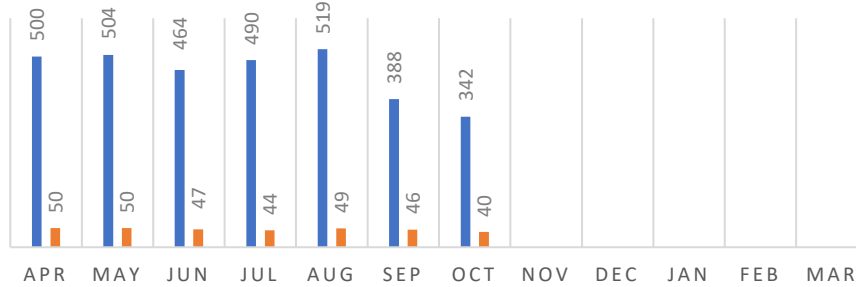
SENIOR CASE MANAGEMENT PROGRAM 2024/25

■ Case Mgmt (# served)
 ■ I&A (# served)
 ■ Outreach (# served)
 ■ New Intakes



CAREPANION (COUNTY PCA-1 HOMECARE) 2024/25

■ County Hours
 ■ Clients Served



CAREPANION (PRIVATE PAY) 2024

■ Private Pay Hours
 ■ Clients Served

